

OJ Microline® range . Type OCD2 4-Event Clock Thermostat incl. 2 Sensors

Section
3

Page
1.4

Date
03.03

*Elegant European design
can be mounted in
combination with various
types of light switches*



OJ Microline®

4-event clock thermostat type OCD2

- Recommended for control of heating systems for heating comfort with minimum power consumption.
- With min./max. temperature limitation of installations or constructions.
- Electronic on/off control max. 3600W, 16A, of underfloor heating and electrical heating etc.
- Built-in interrupter.
- Back-lit display.
- Built-in clock function with display for automatic comfort and setback temperature.
- Flush mounting or wall mounting.
- Monitoring of energy consumption.
- Inclined display for better read-out.

PRODUCT PROGRAMME

Type	Product
OCD2-1999H1	Clock thermostat with built-in sensor and incl. limitation sensor 3 m
Accessories	
OTN-VH	Baseplate for surface wall mounting

THERMOSTAT FUNCTIONS

Thermostat control:

Type OCD2 is an electronic on/off thermostat for control of room temperature by means of a NTC sensor. The heat output is switched on and off with a difference of only 0.4°K.

Temperature limitation:

OCD2 is with a floor sensor that can be used for one of the following:

- Min. temperature limitation
- Max. temperature limitation.
- Min. and max. temperature limitation

Using limitation sensor provides optimal comfort temperature and avoid too high temperatures destroying the floor construction.

Housing IP 21:

Can be mounted in bathrooms and other humid rooms.

BUILT-IN CLOCK FUNCTION

OCD2 is with built-in 4-event program for automatic comfort and setback temperature.

Factory-set of events:

The OCD2 thermostat is delivered with factory-set programs:

Day 1-5

Event	Time	Temperature
1	06:00-08:00	Comfort 20°C
2	08:00-16:00	Setback 15°C
3	16:00-22:30	Comfort 22°C
4	22:30-06:00	Setback 15°C

Day 6-7

Event	Time	Temperature
1	08:00-23:00	Comfort 22°C
4	23:00-08:00	Setback 15°C

Individual programming of events:

The factory-set periods and/or temperatures can be deleted or changed according to requirement.


Furthermore, the following programs can be selected:

- 4 events 6 days and 2 events day 7
- 4 events per day

OCD2 is with adaptive function meaning the thermostat calculates when the heating has to be switched on to make sure that the comfort temperature is obtained at the required time.

Comfort mode:

The temperature can be temporarily changed for a single event. The comfort mode temperature is reset at the next event, and the thermostat will return to the scheduled event program.



Manual mode:

The scheduled event program can be cancelled e.g. during holidays, instead the temperature can be adjusted to e.g. 5°C for frost protection. The new setpoint is valid until the manual mode is cancelled.

Monitoring of energy consumption:

Total switch-on time in percentage can be read-out within the latest 2 days, 30 days or 365 days. In this way the heat consumption can be controlled.

TECHNICAL DATA

Supply voltage	230V ±15%, 50/60 Hz
Output relay SPST	16A, 3600W resistive load or 1A inductive load
Built-in interrupter	2-pole, 16A
Temperature range	+5/+40°C
Limitation of range	min. 15°C/max. 28°C
Clock function	4-events program
Ambient temperature during operation	0/+40°C
On/off differential	0.4°K
Housing	IP 21
Sensor type	NTC
Dimensions (H/W/D)	80 x 80 x 48 mm
Size of display (H/W)	25 x 22 mm

Backup function:

All settings and the clock are maintained in case the thermostat is switched off on the built-in interrupter. In case the main power supply is interrupted for more than 50 hours the current time and date must be reset.

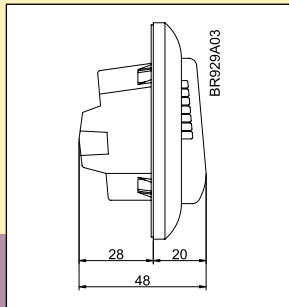
In power term installations with daily disconnection of the main power to the heating installation, it is recommended to connect the thermostat to the primary line that is not disconnected, and connect the heating installation over an external relay.

Changing of type:

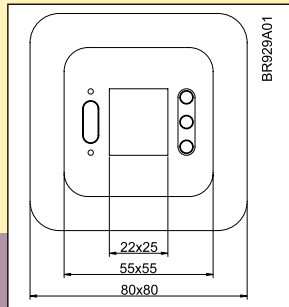
The thermostat can via the software menu be modified to one of following thermostats:

Type	Product
OCC2-1991H1	Clock thermostat incl. floor sensor 3 m
OCC2-1999H1	Clock thermostat with built-in room sensor

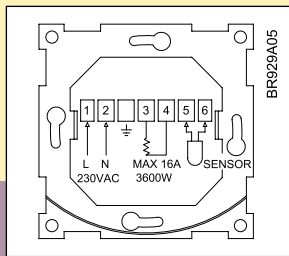
At factory reset the thermostat will for security reasons return to an OCD2 type. In case the limitation sensor has been removed it will generate a failure code "E2".



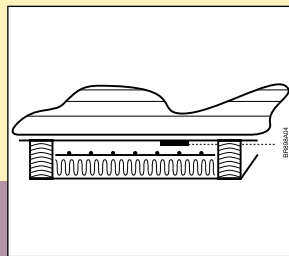
Dimensions



Dimensions



Electrical connections



Mounting of limitation sensor

CE Marking:

The thermostat meets the requirements of the following standards:

<i>EMC directive:</i>	<i>Low Voltage Directive:</i>
EN61000-6-1:2001	EN 60730-1
EN61000-6-1:2001	EN 60730-2-9

MOUNTING

Mounting of the thermostat:

1	Flush mounting in standard wall socket.
2	In combination with light switch types Busch-Jaeger, Merten, Ensto, and Eljo. Relevant type double frame is used.
3	Surface wall mounting with baseplate type OTN-VH.

Mounting of room sensor:

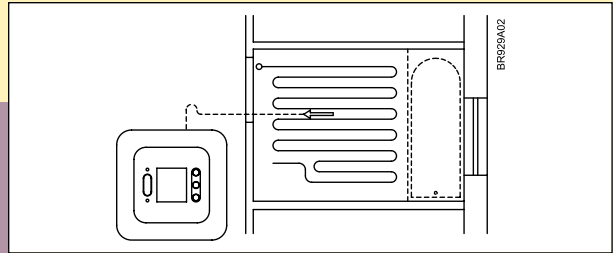
The room sensor is used for room heating. The thermostat with built-in sensor is mounted approx. 1.6 m above the floor. Draught, direct sunlight or any other direct heating outlet must be avoided.

Mounting of limitation sensor:

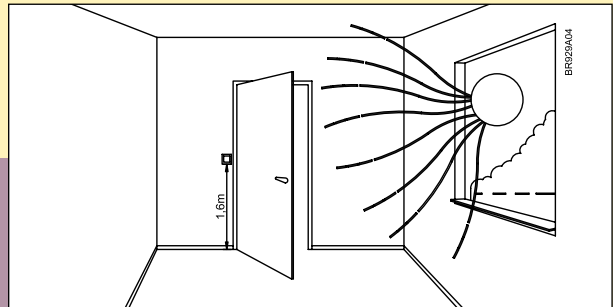
Max. temperature limitation is used for protection of installation or construction against excessive temperature. The sensor is mounted at a place where excessive temperature may arise.

Min. temperature is used for better heating comfort. The sensor is mounted as floor sensor.

The sensor is mounted in conduit for replacement purposes. The conduit is ended towards the floor surface. If required, the sensor cable may be extended up to 100 m with standard installation cable.



Mounting of floor sensor



Mounting of thermostat with internal or remote room sensor

OJ Microline®

OJ thermostat programme includes:

- Thermostats for flush mounting
- Thermostats for wall mounting
- Thermostats for DIN rail mounting
- Thermostats for snow melting and frost protection
- Triac thermostat and controllers from 1-44 kW

Please, require catalogue

OJ ELEKTRONIK A/S · Denmark · www.oj.dk